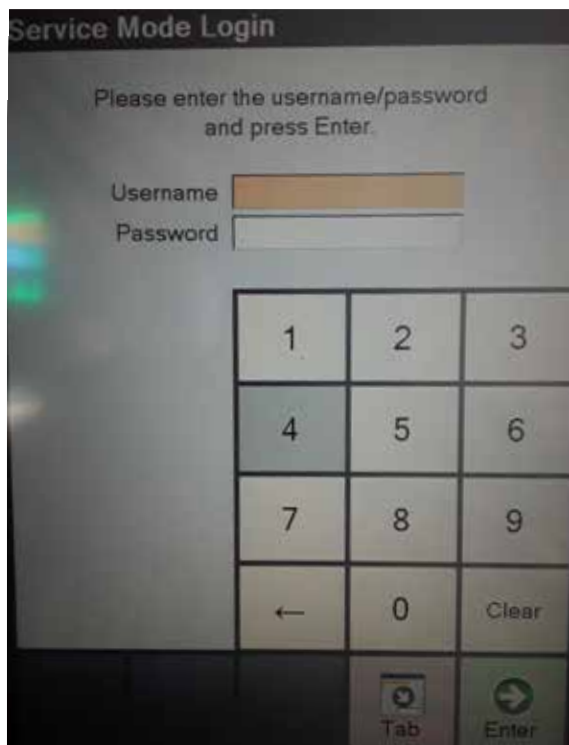




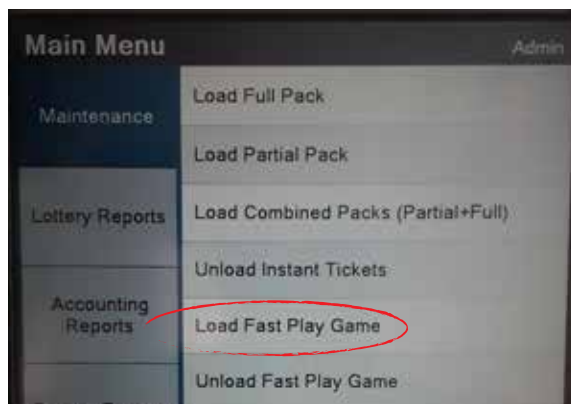
Loading & Unloading Instructions

LOADING

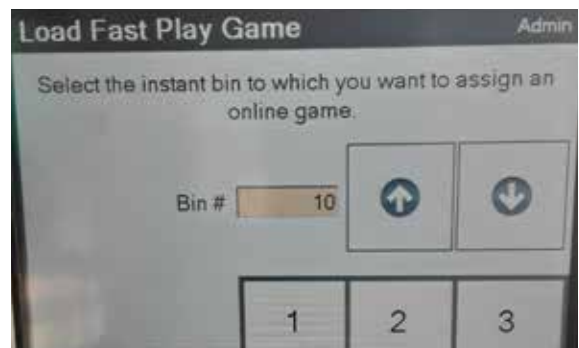
1 Log in to the Service Mode with your username and password.



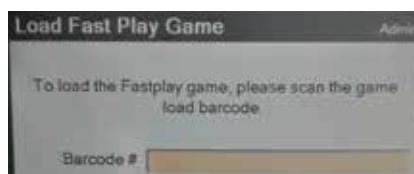
2 The Main Menu should appear. Select **Load Fast Play Game**.



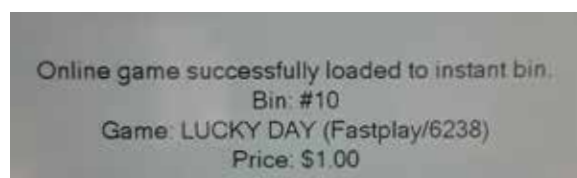
3 Enter Bin #5 or #10 and select **Enter**.



4 Scan the barcode on the back of the Fast Play! 4X4 insert card.



5 A message will pop up stating that the Fast Play! game has been successfully loaded. Select **OK**.

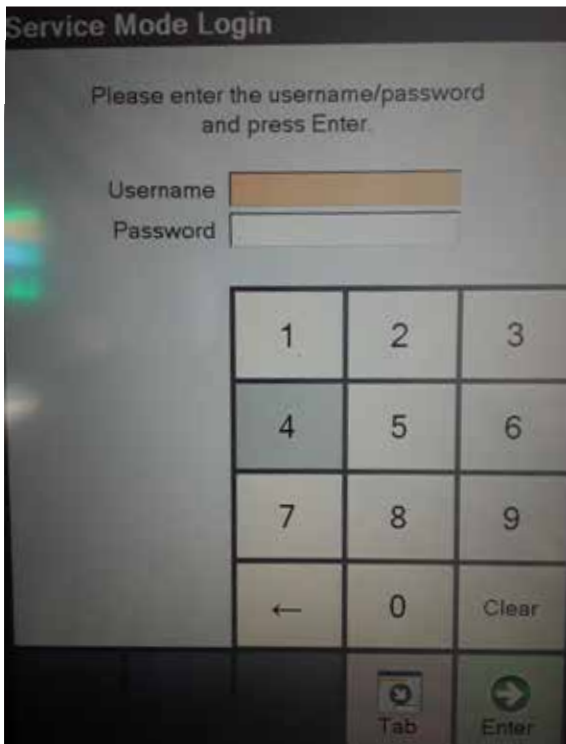


6 Place the 4X4 insert card in the selected bin display.

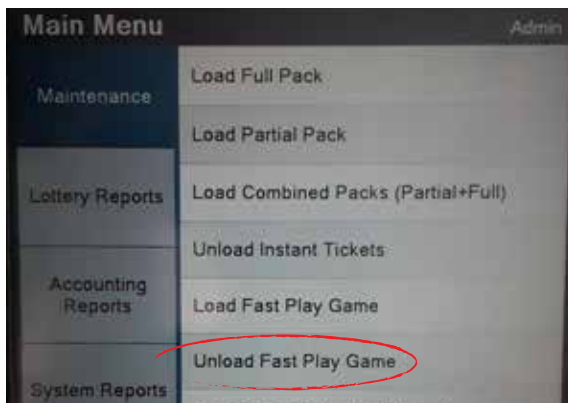
NEW MEXICO LOTTERY
Fast Play!TM

UNLOADING

- 1 Log in to the Service Mode with your username and password.

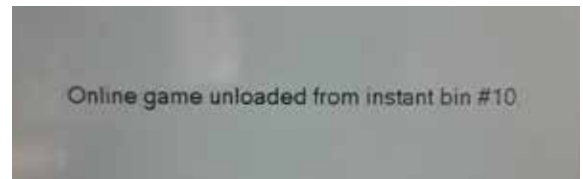


- 2 The Main Menu should appear. Select **Unload Fast Play Game**.



- 3 Enter Bin # that you would like to unload and select **Enter**.

- 4 A message will pop up stating that the Fast Play! game has been successfully unloaded. Select **OK**.



- 5 Remove the 4X4 insert card from the bin display.

QUESTIONS?

If you have any difficulty or questions, please call Lottery Customer Service **(505) 342-7600** in the Albuquerque area.

Outside Albuquerque, please call **(800) 642-6689**. For problems with the SSLT or any other Lottery sales equipment, please call Intralot at **(877) 766-6636**.